

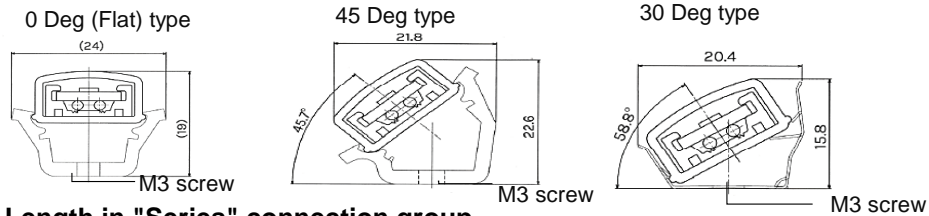
## INSTALLATION MANUAL FOR V-FLEX SERIES

**Polarity:** All Brownie's LED fixture has polarity.  
Red cable(or white) cable is positive(+), and Black cable is GND/negative(-)

**Input :** This fixture is driven by 24Vdc constant-voltage  
Use 24Vdc output type reliable/reputable brand of power supply (LED driver)

**Connectors:** For connecting or disconnecting male and female connectors, hold body parts of the connector tightly, not cable. Do not pull or damage the cables.  
When mating male/female connectors, make sure they are tightly inserted to the end, not loosely-connected.

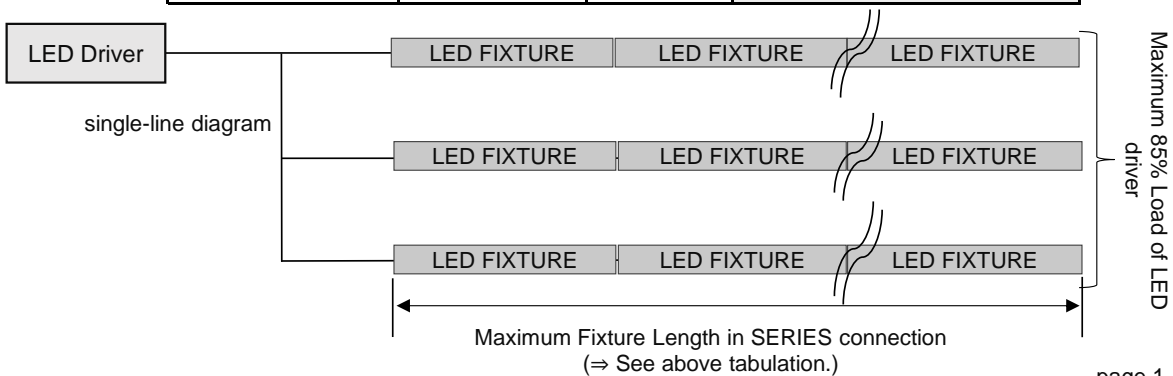
**Mounting Fixtures** There are 3(three) types of mounting bracket; 0deg flat, 45deg fixed angle, and 30deg fixed angle type (as optional accessory parts)  
Use the right type for the application, and if the project is under a consultant or a lighting designer, follow his/her instruction on which type to use.  
Use **M3 tapping screw**, and secure the mounting bracket onto the mounting platform.



### Maximum Fixture Length in "Series" connection group

Do not exceed stipulated maximum distances shown as per model type.

type	Model	Fixture wattage	Maximum fixture length of series connection group
V-FLEX	VF series	9W/meter	6meter
	VG series	3W/meter	10meter
V-FLEX Tunable	VTX series	12W(max)/m	6meter
V-COVE	VH series	13.7W/m	5meter
	VM series	6W/m	10meter
DOT-LESS 1-2	VD series	9W/meter	4meter
DOT-LESS II	DL series	17W/m	4meter
	DE series	8W/m	8meter
V-SLIM DOTLESS	VSD series	12W/m	4meter
V-WASH 1-2	VWM series	18W/m	3meter
V-WASH 1-2 Tunable	VWMxxxx2265	22W/m	2.5meter
V-TUNE-X	VTX 2265 series	22W/m(max)	2.5meter

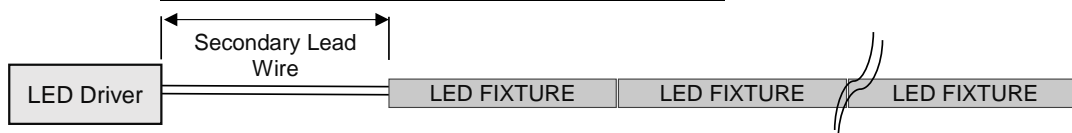


### Recommended Lead Wire Gauge

The distance from 1st LED fixture to the driver and the load of the fixture will determine the appropriate wire gauge used for secondary circuit

This chart in the below indicates recommended wire gauge based on driver loaded 5A (approx 120W for 24Vdc fixture)

Wire Gauge at secondary circuit	
type	Wire length
AWG#16	below 5meter
AWG#14	5m ~max 12meter
AWG#12	8m ~max 18meter
AWG#10	18m ~max 20meter



### LED Driver/AC-DC Switching power supply unit

Rated voltage of "V-FLEX" is **24Vdc**

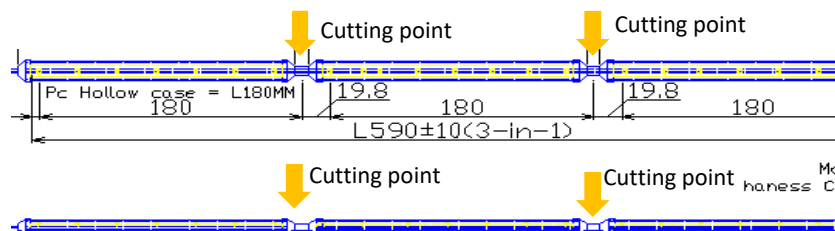
Use 24Vdc output "constant-voltage" type of LED driver

Load ratio shall not exceed **85%** of nominal power capacity of the driver.

Do Not tamper voltage adjustment knob.

### Cutting the module

If it is necessary to trim the module, cut it at every L190mm module unit  
And be sure to properly insulate cut portion(especially for outdoor usage)



**BROWNIE ECOTRONICS PTE LTD**

www.brownie-led.com