

INSTALLATION MANUAL FOR V-SLIM / V-SLIM DOTLESS

- Polarity:** All Brownie's LED fixture has polarity.
Red cable(or white) cable is positive(24V+), and Black cable is GND/negative(-)
- Input :** This fixture is driven by 24Vdc constant-voltage
Use 24Vdc output type reliable/reputable brand of power supply (LED driver)
- Installation Place :** Make sure that the installation surface of this LED fixture is flat without unevenness.
Any slight unevenness may cause an electrical connection failure of LED fixtures using the male/female connectors

Installation platform surface: flat without unevenness





Fixtures before male-female connectors plugged in



Fixtures after male-female connectors plugged in
Make sure there is no gap between between fixtutres

Installation platform surface with unevenness (With dent, convex/ concave features, or slant surface)




Electrial connection not secured (⇒ Product warranty void)

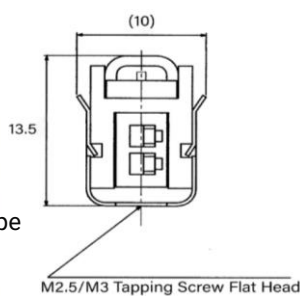
- Connectors:** For connecting or disconnecting male and female connectors, hold body parts of the connector tightly, not cable. Do not pull or damage the cables.
When mating male/female connectors, make sure they are tightly inserted to the end, not loosely-connected.

- Mounting Fixtures** Method 1: Metal mounting bracket; 0deg flat metal clip.
Method 2: Using built-in magnet

Mounting bracket(0deg)



0 Deg (Flat) type



Fixture-to-Fixture joint Bracket (L45 bracket)
(As an optional accessory parts)
⇒ This bracket is used for fixture's connection points.

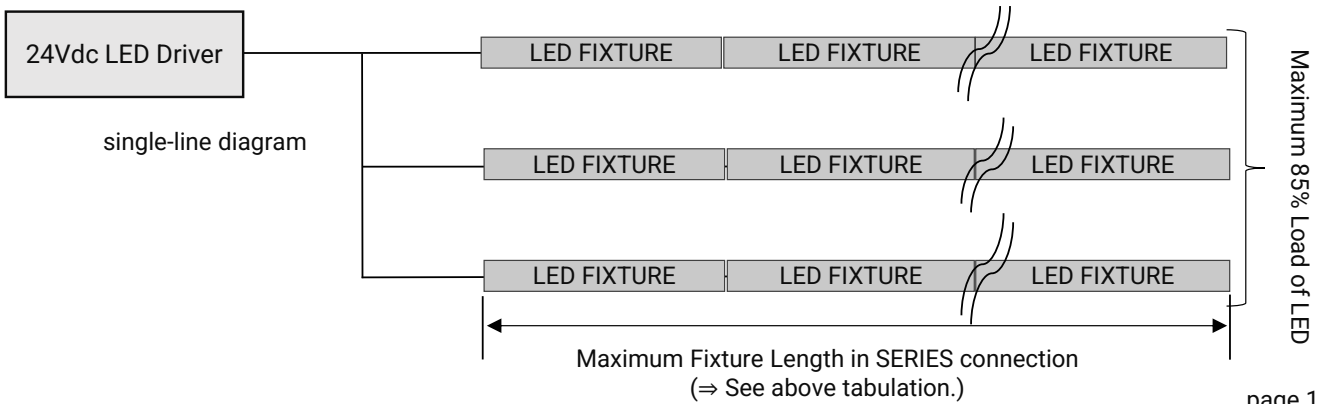


using M3 tapping screw

Maximum Fixture Length in "Series" connection group

Do not exceed stipulated maximum distances shown as per model type.

type	Model	Fixture wattage	Maximum fixture length of series connection group
V-FLEX	VF series	9W/meter	6meter
	VG series	3W/meter	10meter
V-FLEX Tunable	VFT series	12W(max)/m	6meter
V-SLIM / V-SLIM DOTLESS	VS(non-dotless)	12W/m	4m
	VSD(dotless)	12W/m	4m
	VS(non-dotless)	3.8W/m	6m
	VSD(dotless)	3.8W/m	6m
DOT-LESS II	DL series	17W/m	4m
V-WASH 1-2	VWM series	18W/m	3m
V-WASH 1-2 Tunable	VWMxxxx2265	22W/m	2.5m
V-TUNE-X	VTX 2265 series	22W/m(max)	2.5m



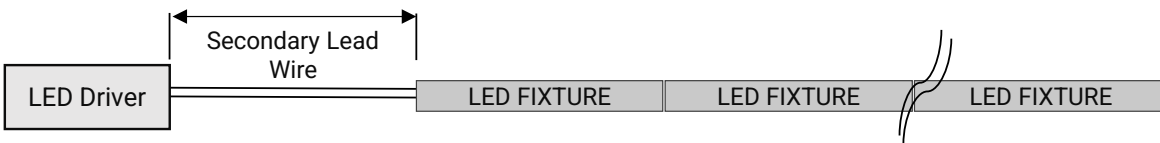
page 1

Recommended Lead Wire Gauge

The distance from 1st LED fixture to the driver and the load of the fixture will determine the appropriate wire gauge used for secondary circuit

This chart in the below indicates recommended wire gauge based on driver loaded 5A (approx 120W for 24Vdc fixture)

Wire Gauge at secondary circuit	
type	Wire length
AWG#16	below 5meter
AWG#14	5m ~max 12meter
AWG#12	8m ~max 18meter
AWG#10	18m ~max 20meter



LED Driver/AC-DC Switching power supply unit

Rated voltage of "V-FLEX" is **24Vdc**

Use 24Vdc output "constant-voltage" type of LED driver

Load ratio shall not exceed **85%** of nominal power capacity of the driver.

Do Not tamper voltage adjustment knob.

Cutting the module

=> Not Applicable, as this product is NOT cuttable.

BROWNIE ECOTRONICS PTE LTD

www.brownie-led.com

page 2