


INSTALLATION MANUAL FOR V-WASH II RGBW

Polarity: All Brownie's LED fixture has polarity.
White cable is common positive(+ 24Vdc).

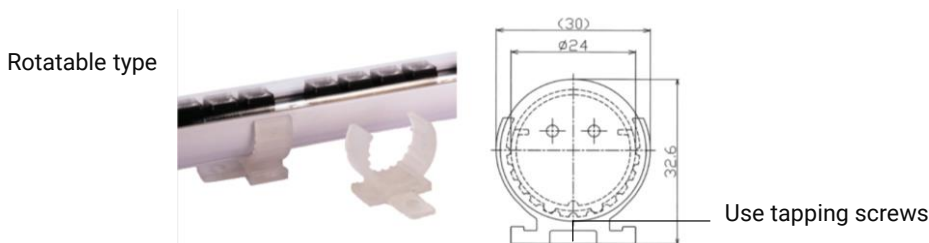


White Cable = Common Positive (+)
Red Cable = Red (-)
Green Cable = Green (-)
Blue Cable = Blue (-)
Orange Cable = Warm White (-)

Input : This fixture is driven by 24Vdc constant-voltage
Use 24Vdc output type reliable/reputable brand of power supply (LED driver)

Connectors: For connecting or disconnecting male and female connectors, hold body parts of the connector tightly, not cable. Do not pull or damage the cables.
When mating male/female connectors, make sure they are tightly inserted to the end, not loosely-connected.

Mounting Fixtures There are rotatable mounting bracket available ;
(as optional accessory parts)
For rotatable type mounting bracket, use tapping screws to fix it onto the mounting platform.

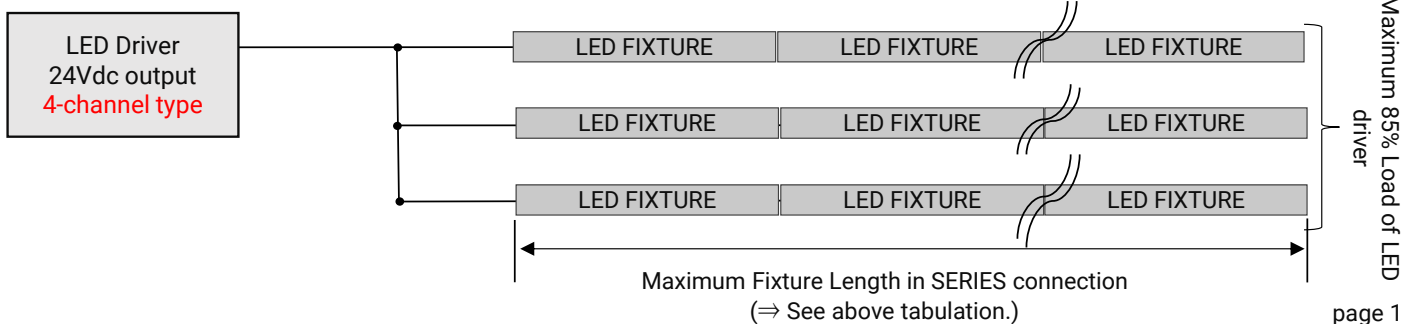


Maximum Fixture Length in "Series" connection group

Do not exceed stipulated maximum distances shown as per model type.

| type | Model | Fixture wattage | Maximum fixture length of series connection group |
|--------------------|-----------------|-----------------|---|
| V-FLEX | VF series | 9W/meter | 6meter |
| | VG series | 3W/meter | 10meter |
| V-COVE | VH series | 13.7W/m | 5meter |
| | VM series | 6W/m | 10meter |
| DOT-LESS 1-2 | VD series | 9W/meter | 4meter |
| DOT-LESS II | DL series | 17W/m | 4meter |
| V-WASH II RGBW | VWII FWX series | 24W/m(max) | 2.5m |
| V-WASH 1-2 Tunable | VWMxxxx2265 | 22W/m | 2.5m |
| V-TUNE-X | VTX 2265 series | 22W/m(max) | 2.5meter |

single-line diagram



Recommended Lead Wire Gauge

The distance from 1st LED fixture to the driver and the load of the fixture will determine the appropriate wire gauge used for secondary circuit

This chart in the below indicates recommended wire gauge based on driver loaded 5A (approx 120W for 24Vdc fixture)

| Wire Gauge at secondary circuit | |
|---------------------------------|------------------|
| type | Wire length |
| AWG#16 | below 5meter |
| AWG#14 | 5m ~max 12meter |
| AWG#12 | 8m ~max 18meter |
| AWG#10 | 18m ~max 20meter |



LED Driver/AC-DC Switching power supply unit

Rated voltage of "V-FLEX" is **24Vdc**

Use 24Vdc output "constant-voltage" type of LED driver

Load ratio shall not exceed **85%** of nominal power capacity of the driver.

Do Not tamper voltage adjustment knob.

Cutting the module

⇒ Not Applicable, as this product is NOT cuttable.